



IMPACT PROTECTION

www.handleitinc.com

Table of Contents



PROTECTION EQUIPMENT

Guard Rails

Heavy Duty _____ 2-4

Rack Protectors

Standard _____ 6

Space-Saving _____ 7

Post Protectors

Standard Post Protectors _____ 9

Universal Post Protectors _____ 9

Bolt-On Support Protectors _____ 10

V-Nose Post Protectors _____ 10

Shallow Profile Post Protectors _____ 10

Corner Column Protectors _____ 11

Plastic Snap-On Rack Guards _____ 11


Bollards _____ 11

Floor Mounted Barriers _____ 12

Build-A-Rail _____ 13

Additional Handle It, Inc. Product Offerings _____ 14

POLICIES _____ Back Cover



Guard Rail

FEATURES

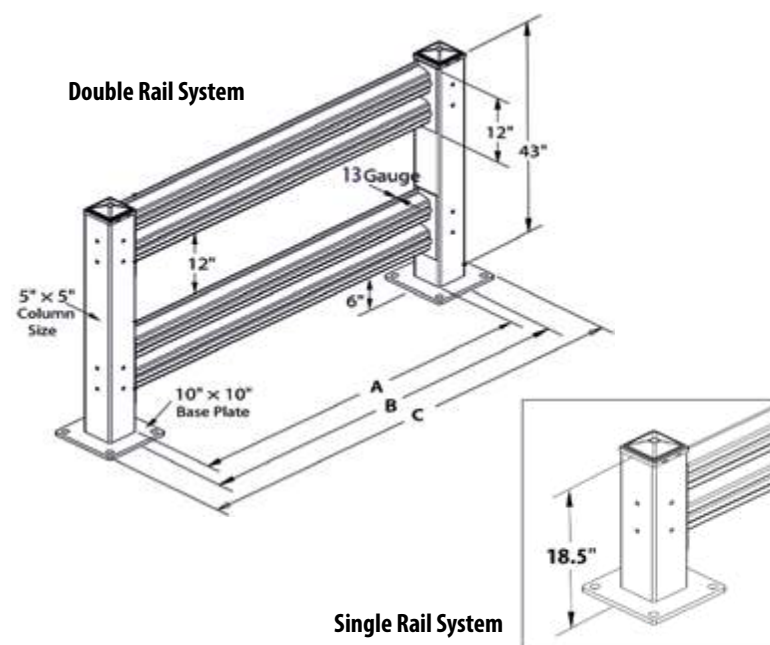
- Designed, tested and rated to withstand impacts of 10,000 lbs at 4 MPH
- Flange nuts are welded inside columns at each hole for ease of installation
- Hole sets on all four sides of the columns
- Includes anchoring and mounting hardware
- Painted safety yellow for high visibility

OPTIONS

- Lift Out Adapters (sold in pairs)
- Down Guard Adapters (sold in pairs)
- 45° Angle Adapters
- Hinged Gate Assembly
- Custom Rail Lengths and Column Heights

AREAS OF INSTALLATION

Guard rails are designed to protect in-plant offices, electrical panels, building columns, mechanical vertical lines, shipping work stations, production work stations, mezzanines, water mains, and most importantly, personnel.



Guard Rail Dimensions

| Part | A | B | C |
|-------|-------------|----------------------------|----------------------------------|
| | Rail Length | Center to Center of Column | Outside to Outside of Baseplates |
| GR-10 | 115" | 120" | 130" |
| GR-9 | 103" | 108" | 118" |
| GR-8 | 91" | 96" | 106" |
| GR-7 | 79" | 84" | 94" |
| GR-6 | 67" | 72" | 82" |
| GR-5 | 55" | 60" | 70" |
| GR-4 | 43" | 48" | 58" |
| GR-3 | 31" | 36" | 46" |
| GR-2 | 19" | 24" | 34" |

Note:

- Add 1" to dimensions B and C if Lift Out Adapters or Down Guard Adapters are being used
- Add 1.5" to dimensions B and C if using Hinge Gate Assembly

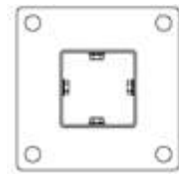
Guard Rail

ORDERING INFORMATION

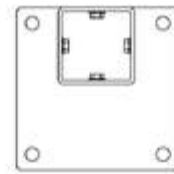
| Model Number | Description | Weight (lbs) | Rail Thickness | Rail Height |
|------------------------|---------------------------|--------------|----------------|-------------|
| Guard Rail | | | | |
| GR-10 | 10' Rail | 74 | 13g | 12" |
| GR-9 | 9' Rail | 67 | 13g | 12" |
| GR-8 | 8' Rail | 60 | 13g | 12" |
| GR-7 | 7' Rail | 55 | 13g | 12" |
| GR-6 | 6' Rail | 46 | 13g | 12" |
| GR-5 | 5' Rail | 41 | 13g | 12" |
| GR-4 | 4' Rail | 32 | 13g | 12" |
| GR-3 | 3' Rail | 25 | 13g | 12" |
| GR-2 | 2' Rail | 18 | 13g | 12" |
| Column Options | | | | |
| CS-1 | Single Rail Column | 31 | | |
| CS-2 | Double Rail Column | 52 | | |
| CSC-1 | Single Rail Corner Column | 31 | | |
| CSC-2 | Double Rail Corner Column | 52 | | |
| CSO-1 | Single Rail Offset Column | 31 | | |
| CSO-2 | Double Rail Offset Column | 52 | | |
| Special Options | | | | |
| LOA | Lift-Out Adapter (pair) | 12 | | |
| DGA | Down Guard Adapter (pair) | 13 | | |
| AA-45 | 45° Angle Adapter | 12 | | |
| GR-RHG | Rail Hinge Gate Assembly | 56 | | |
| SG-3654A | Adjustable Swing Gate | 75 | | |



Column Configuration Options



Standard Column (CS)



Offset Column (CSO)



Corner Column (CSC)

*All assembly and $\frac{3}{4}$ " anchoring hardware and caps included.

*Bolt holes located on all four sides of the column.

Guard Rail Special Options



Lift-Out Adapter

These adapters use slot assemblies on the columns to allow the rails to be removed easily.



Down Guard Adapter

Holds the bottom rail down to the column base plates and closes the gap between the bottom of the rail and the floor. Provides low-height protection, especially against forklift forks.



45° Angle Adapter

Allows a guard rail system to closely follow the contour of what is being protected, maximizing floor space.



Adjustable Swing Gate

Hinged swing gate attaches to the double rail column. Adjustable in 6" increments from 36" wide up to 54" wide.

*columns sold separately.



Rail Hinge Gate Assembly

Turn a rail section into a swinging gate for easy access.

*columns and rails sold separately.



Guard Rail – Application Photos

For protection of walkways and mezzanines...



In plant offices and work stations...




Walls, control panels, and personnel.



Rack Protectors

Standard Style



FEATURES

- Available in heavy duty ($\frac{3}{8}$ ") and medium duty ($\frac{1}{4}$ ") thicknesses.
- Single or Double ended in 42" or 48" lengths
- Painted safety yellow for high visibility

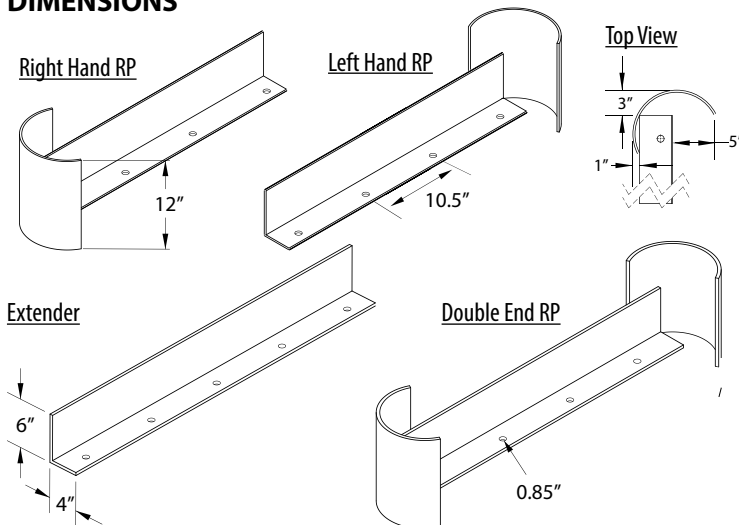
OPTIONS

- Floor angle extenders
- Custom heights, lengths, thickness and half-pipe diameters available

AREAS OF INSTALLATION

Around the legs of pallet racking, shelving and storage areas, or any other warehouse machinery that needs impact protection.

DIMENSIONS



| Model Number | Description | Weight (lbs) |
|---|--|--------------|
| Medium Duty Rack Protectors ($\frac{1}{4}$" thickness) | | |
| RP-42LH-MD | 42" Left Hand (46" OAL) | 40 |
| RP-42RH-MD | 42" Right Hand (46" OAL) | 40 |
| RP-48LH-MD | 48" Left Hand (50.5" OAL) | 44 |
| RP-48RH-MD | 48" Right Hand (50.5" OAL) | 44 |
| RP-42-MD | 42" Double-End (50" OAL) | 53 |
| RP-48-MD | 48" Double-End (52.5" OAL) | 56 |
| Heavy Duty Rack Protectors ($\frac{3}{8}$" thickness) | | |
| RP-42LH-HD | 42" Left Hand (46" OAL) | 64 |
| RP-42RH-HD | 42" Right Hand (46" OAL) | 64 |
| RP-48LH-HD | 48" Left Hand (50.5" OAL) | 70 |
| RP-48RH-HD | 48" Right Hand (50.5" OAL) | 70 |
| RP-42-HD | 42" Double-End (50" OAL) | 86 |
| RP-48-HD | 48" Double-End (52.5" OAL) | 90 |
| Rack Protector Extenders - Medium Duty ($\frac{1}{4}$" thickness) | | |
| RP-42EX-MD | 42" Extender | 28 |
| RP-48EX-MD | 48" Extender | 32 |
| RP-60EX-MD | 60" Extender | 40 |
| GA-10-MD | 120" Guide Angle | 80 |
| Rack Protector Extenders - Heavy Duty ($\frac{3}{8}$" thickness) | | |
| RP-42EX-HD | 42" Extender | 45 |
| RP-48EX-HD | 48" Extender | 52 |
| RP-60EX-HD | 60" Extender | 65 |
| GA-10-HD | 120" Guide Angle | 130 |
| Wedge Anchors | | |
| WA3-4x4.25 | Wedge Anchors: $\frac{3}{4}$ " x 4 $\frac{1}{4}$ " | 0.62 |

*Suggested $\frac{3}{4}$ " Wedge Anchors sold separately

Rack Protectors

Space-Saving Style



FEATURES

- Narrow profile and notched angles allow protectors to fit closely to rack ends and minimize required floor space.
- Design maximizes rack bay storage when used on the inside of racking.
- Single or Double End in 42" or 48" lengths
- Painted safety yellow for high visibility

OPTIONS

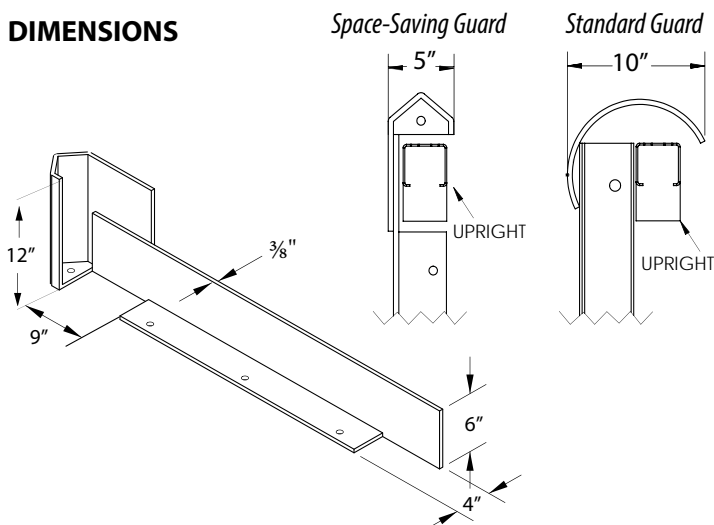
- Floor angle extenders
- Custom heights, lengths, thickness and widths available upon request

AREAS OF INSTALLATION

Rack storage or shelving storage areas where space is limited.



DIMENSIONS




| Model Number | Description | Weight (lbs) |
|---|------------------------------|--------------|
| Heavy Duty Space-Saving Rack Protectors (3/8" thickness) | | |
| IRP-42LH-HD | 42" Left Hand (46" OAL) | 59 |
| IRP-42RH-HD | 42" Right Hand (46" OAL) | 59 |
| IRP-48LH-HD | 48" Left Hand (50.5" OAL) | 66 |
| IRP-48RH-HD | 48" Right Hand (50.5" OAL) | 66 |
| IRP-42-HD | 42" Double-End (50" OAL) | 83 |
| IRP-48-HD | 48" Double-End (52.5" OAL) | 89 |
| Wedge Anchors | | |
| WA3-4x4.25 | Wedge Anchors: 3/4" x 4 1/4" | 0.62 |

*Suggested 3/4" Wedge Anchors sold separately

Rack & Post Protector - Application Photos

Standard or Space-Saving Rack Protectors
for maximum upright protection.



Post Protectors
from the industry standard rack protection to maximum space savings.





Post Protectors

Standard Style

Standard Post Protector Features

- V-shaped nose diverts impact away from rack columns
- Made of 5mm thick steel
- Available in 12", 18", and 24" heights
- Clear inside dimension of 4.5", 6.5" and 8.5" stocked
- Painted safety yellow

| Model Number | Description | Weight (lbs) |
|--------------|---------------------------|--------------|
| P12 | 12" High Post Protectors | 10 |
| P18 | 18" High Post Protectors | 15 |
| P24 | 24" High Post Protectors | 19 |
| P12-6 | 12" High, 6.5" Inside Dim | 13 |
| P18-6 | 18" High, 6.5" Inside Dim | 19 |
| P24-6 | 24" High, 6.5" Inside Dim | 23 |
| P12-8 | 12" High, 8.5" Inside Dim | 15 |
| P18-8 | 18" High, 8.5" Inside Dim | 22 |
| P24-8 | 24" High, 8.5" Inside Dim | 28 |

**suggested 1/2" anchoring wedge bolts sold separately*



Special Styles



Universal Rack Post Protectors

- Universal design saves floor space by installing over seismic baseplates
- Protects the most vulnerable part of the rack leg
- 2-Anchor design facilitates fast installation
- Stocked in 12" height
- Painted safety yellow

| Model Number | Description | Weight (lbs) |
|--------------|------------------------------|--------------|
| P12-3R | 12" high, universal; 3.25 ID | 9 |
| P12-4R | 12" high, universal; 4.25 ID | 10 |

**suggested 1/2" anchoring wedge bolts sold separately*

Post Protectors

Special Styles, continued

Bolt-On Post Protectors

- V-Shaped to deflect impacts
- Can be installed at any height
- Made of 4mm thick steel
- Available in 12" and 24" heights
- Painted safety yellow

| Model Number | Description | Weight (lbs) |
|--------------|----------------------------|--------------|
| BP-12 | 12" High Bolt-On Protector | 8 |
| BP-24 | 24" High Bolt-On Protector | 16 |

**carriage bolts and nuts included*



Bolt-On Post Protectors

V-Nose Post Protectors

- Fits seismic baseplates
- Stocked in 3" and 4" widths
- 3.5" height
- Painted safety yellow

| Model Number | Description | Weight (lbs) |
|--------------|--|--------------|
| SP3-HD | $\frac{3}{8}$ " thick, 3" wide Protector | 8 |
| SP4-HD | $\frac{3}{8}$ " thick, 4" wide Protector | 10 |

**suggested $\frac{1}{2}$ " anchoring wedge bolts sold separately*



V-Nose Post Protectors

Shallow-Profile Post Protectors

- Protects the most vulnerable part of the rack leg
- 2-Anchor design enables quick installation
- Made of 5mm thick steel
- Available in 12" and 18" heights
- Painted safety yellow

| Model Number | Description | Weight (lbs) |
|--------------|----------------------------|--------------|
| P12-SP | 12" High Shallow Protector | 3 |
| P18-SP | 18" High Shallow Protector | 5 |

**suggested $\frac{1}{2}$ " anchoring wedge bolts sold separately*



Shallow Profile Post Protectors



Corner Column Protectors

FEATURES

- Made of ¼ thick steel material. Stocked in heights of 12", 18", 24" & 42"
- Clear inside dimension of 6"
- Custom heights available upon request

| Model Number | Description | Weight (lbs) |
|--------------|----------------------------------|--------------|
| CCP12 | 12" High Corner Column Protector | 10 |
| CCP18 | 18" High Corner Column Protector | 14 |
| CCP24 | 24" High Corner Column Protector | 17 |
| CCP42 | 42" High Corner Column Protector | 28 |

**suggested ½" wedge anchors sold separately*



24" Corner Column Protector

Plastic Snap-On Rack Guard

FEATURES

- Quick, easy snap-on design; no tools required
- Stackable to achieve desired height
- Fits 3x3 racking
- Carriage bolt for securing to rack included
- Safety yellow for high visibility



Bollards

FEATURES

- Made of 8g steel pipe in 4" and 6" diameter at a standard height of 42"
- Standard cap included
- 10"x10" baseplate for surface mounting
- Custom heights available upon request


| Model Number | Description | Weight (lbs) |
|--------------|------------------------------|--------------|
| BO-4-42-MD | 42" High 4" Diameter Bollard | 30 |
| BO-6-42-MD | 42" High 6" Diameter Bollard | 40 |

**suggested ¾" wedge anchors sold separately*



Bollards

Floor Mounted Barriers



FEATURES

- Constructed of sturdy 10 gauge steel, formed into 12" tall x 6" deep barriers
- Side gussets on all units and support gussets on lengths 4' to 10'
- Anchor bolts and connecting hardware included for each section
- Powder-coated safety yellow for high visibility

| Model Number | Description | Overall Length (in.) | No. of Gussets | Weight (lbs) |
|--------------|----------------------------|----------------------|----------------|--------------|
| CG-3 | 3' Long Barrier | 36" | 2 | 27 |
| CG-4 | 4' Long Barrier | 48" | 3 | 37 |
| CG-5 | 5' Long Barrier | 60" | 4 | 46 |
| CG-6 | 6' Long Barrier | 72" | 5 | 55 |
| CG-8 | 8' Long Barrier | 96" | 5 | 71 |
| CG-10 | 10' Long Barrier | 120" | 6 | 89 |
| CG-OC | 45° Outside Corner Adapter | n/a | n/a | 8 |
| CG-IC | 45° Inside Corner Adapter | n/a | n/a | 5 |

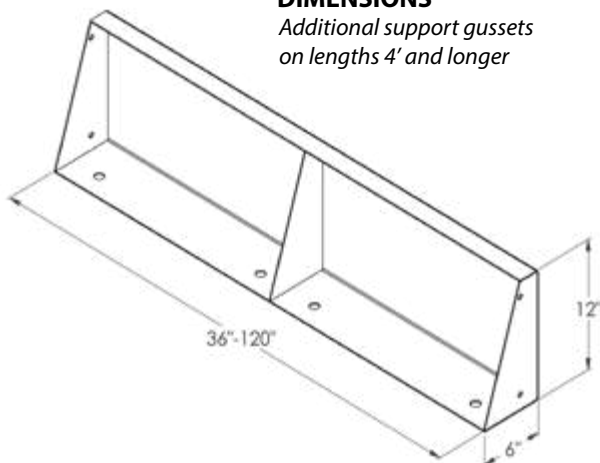
**suggested 1/2" anchoring wedge bolts and connecting hardware included.*

AREAS OF INSTALLATION

Conveyor systems, machinery, production lines, self-standing equipment, mezzanines, and rack storage. Also works well as a pallet backstop.

DIMENSIONS


Additional support gussets on lengths 4' and longer



FLOOR MOUNTED BARRIER OPTIONS

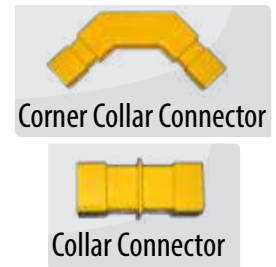
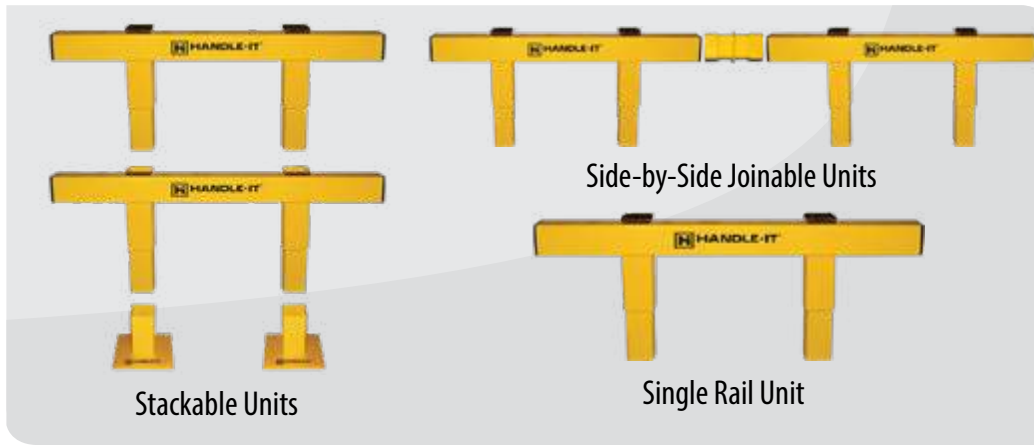


Outside Corner Adapter



Inside Corner Adapter

Build-A-Rail



OPTIONS

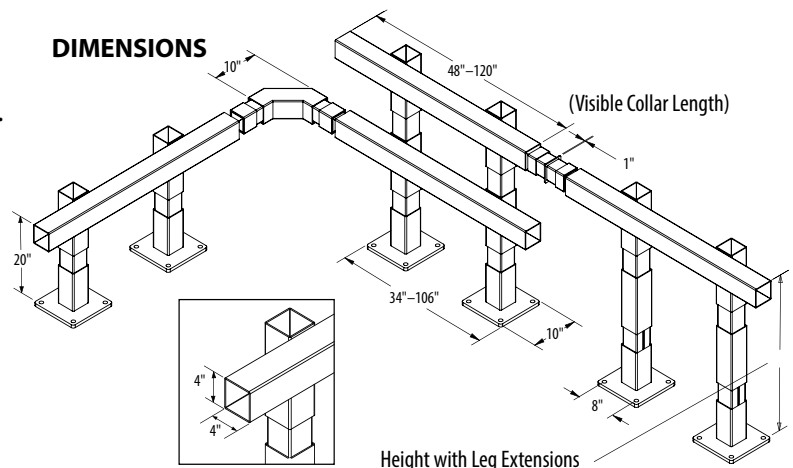
- Collar Connectors
- 90° Corner Collar Connectors
- Custom lengths upon request

FEATURES

- 4 Rail Lengths (4', 6', 8')
- Greater impact resistance than standard guard rail. Tested impact of 10,000 lbs at 4 MPH resulted in 75% less deflection
- Modular design allows rails to be stacked
- Black plastic top and end caps included
- Painted safety yellow

AREAS OF INSTALLATION

In-plant offices, walkways, storage areas, shipping workstations, production workstations, and machinery




| Model Number | Description | Overall Height (in.) | Overall Length (in.) | Includes | Weight (lbs) |
|--------------|--------------------------------|----------------------|----------------------|----------------|--------------|
| BR-4 | 4' Build-A-Rail Section | 19" | 48" | 4 End/Top Caps | 57 |
| BR-6 | 6' Build-A-Rail Section | 19" | 72" | 4 End/Top Caps | 72 |
| BR-8 | 8' Build-A-Rail Section | 19" | 96" | 4 End/Top Caps | 86 |
| BR-BASE | Modular Build-A-Rail Base Unit | 8 ½" | 10" | n/a | 23 |
| WA3-4X4.25 | ¾" x 4 ¼" Wedge Anchors | n/a | 4 ¾" | 1 Wedge Anchor | 0.62 |
| BR-CC | Collar Connector | 3 ½" | 9" | n/a | 9 |
| BR-CCC | Corner Collar Connector | 4" | 13 ¾" | n/a | 24 |
| BR-LEG | Build-A-Rail Leg Extension | 19" | n/a | n/a | 14 |



Handle It, Inc.® also carries a line of stretch wrap machines. See below for a broad overview.
Please contact us or visit our website for more information on these products.

- **Stretch Wrap Machines**

Handle-It® offers a full line of semi-automatic stretch wrap machines. Focusing on quality pallet wrappers at an excellent value in the marketplace.



- **Orbital Stretch Wrap Machines**

New in 2023 - Handle It Orbital Stretch Wrappers! Semi-Auto and Fully Automatic models in a variety of sizes.



Handle It Warehouse Locations



For more information visit www.handleitinc.com

Sales Policies

Handle It, Inc. prices are subject to change without notice. Handle It, Inc. also reserves the right to alter product specifications, product designs, and shipping weights without notice. Customer service staff is available to provide written quotations for all products upon request.

Credit Policy

Standard terms of payment are net 30 days from date of invoice with approved credit. Orders over \$20,000 or custom-designed product require a 15% non-refundable deposit at time of order with the remainder billed at net 30 days. New distributors are required to use a valid credit card or prepay their first order prior to shipment. Handle It, Inc. will not release any orders to distributors who have outstanding balances over 60 days from the invoice date. Handle It, Inc. reserves the right to charge a 1.5% per month fee on outstanding balances over 30 days from the invoice date.

Shipping Policy

All products are shipped FOB Factory: Milwaukee, WI; Ocala, FL; Houston, TX; or Ontario, CA. Freight charges will be billed as specified on the purchase order. Parts weighing 70 lbs. or less, and less than 106" in girth, will ship via UPS Ground, pre-paid & add, unless otherwise requested. Parts orders greater than 70 lbs. will be shipped common carrier.

Published shipping weights may fluctuate due to options and/or packing material. Handle It, Inc. reserves the right to add a handling charge to all parts orders. Handle It, Inc. is not responsible for loss or damage in transit. It is the responsibility of the receiver (consignee) to inspect for damage and file claims against the carrier. Handle It, Inc. will assist the consignee whenever possible in filing freight claims.

Order Change Policy

If a purchase order for unshipped standard or modified product is changed within seven calendar days after the receipt of the purchase order, there will be no charge. If a change is required for an unshipped unit from the eighth calendar day following the receipt of the purchase order, a surcharge may be assessed.

In the event that the material unique to the purchase order has been purchased or manufactured, regardless of the time frame, and a change is required that eliminates the need for the purchased or manufactured material, the cost of the material as well as a surcharge will be added. Cancellations of purchase orders may be subject to a cancellation fee based on the stage of production. If a cancellation is received on the day of shipment, a restocking fee will apply. Cancellation of custom products will result in forfeiture of deposit plus any applicable fees.

Restocking Policy

The goal of Handle It, Inc. is for the customer to be satisfied with their order. Except for custom fabricated items, merchandise may be returned, but is subject to a minimum 20% restocking fee. Before returning any products, please review the Return Goods Authorization Policy and contact the customer service staff at Handle It, Inc. for instructions.

Return Material Authorization Policy

Handle It, Inc. provides the Return Material Authorization (RMA) Policy as a courtesy to our distributors. If a customer wishes to return a Handle It, Inc. product, please contact the customer service staff at Handle It, Inc. and request an RMA number. This request must be made on or before the fifteenth calendar day following the date of the Handle It, Inc.'s invoice for the merchandise.

The RMA number must appear on the outside of any packaging material for a return to be accepted and processed by Handle It, Inc. Customers shipping returns from the Continental US, Canada, or Mexico must ensure that the returned product arrives within fourteen days of RMA issuance for the goods to be accepted at Handle It, Inc.

Warranty Policy

Handle It, Inc. warrants all Handle-It® brand impact protection products against defects in faulty material and workmanship for a period of 1 year from the date of invoice. Turntable Style Stretch Wrapper units are under warranty for a period of 3 years; the Mobile Robot Stretch Wrappers for 2 years.

Parts and components have a limited warranty against defects in faulty material and workmanship for a 1-year period from the date of invoice. Please note that Handle It, Inc. authorization is required for all warranty work.

There are no implied warranties of any kind, more specifically; there are no warranties of merchantability or fitness for any particular purpose. The sole warranty of Handle It, Inc. shall be as set forth in this limited warranty.

Handle It, Inc. may elect to repair or replace a defective component free of charge if any components should become defective within the limited warranty period. Proof of purchase is required for warranty. Shipping the defective component is the responsibility of the buyer and the shipment must be accompanied with an RMA number. The shipping charge to return the component to the buyer is the responsibility of Handle It, Inc. This limited warranty does not cover labor expense for removal or reinstallation of components.

This limited warranty shall not cover, among other things, damages resulting from foreign matter or water, failure to provide reasonable and necessary maintenance, use of the product while the charger is plugged into an AC outlet, if applicable, or failure to follow operating instructions. The limited warranty is not valid for damage resulting from negligence, accident, unreasonable use, abuse or misuse, exceeding rating plate capacities or altering the product without Handle It, Inc. written authorization.

Handle It, Inc. makes no representation that this product complies with local, state, or federal safety/product standards or codes. Should this product fail to comply in any way with those codes, it shall not be considered a defect of materials or workmanship. Handle It, Inc. shall not be held liable for any damages resulting from noncompliance. It is the distributor's responsibility to exercise this limited warranty. This limited warranty is provided to the original purchaser (defined as the original end user) and is not transferable. This constitutes the complete and final statement involving Handle It, Inc. and the company's limited warranty obligations for Handle It® brand products.

©2023 Handle It, Inc. All rights reserved.

Handle It, Inc.
12247 W. Fairview Ave.
Milwaukee, WI 53226
Phone: 800-236-1080 | Fax: 414-453-9975
www.handleitinc.com